



# AUTO DEALER ASSIST INSTRUCTIONS

VERSION: DRAFT 2.0  
OWNER: STEVE BLETSOS (RESEARCH)  
AUTHOR: ELLIS RICHARDSON & VACC RESEARCH



**HOW AUTO DEALER ASSIST HELPS DEALERS**

**VACC’s Auto Dealer Assist** helps you boost your remarketing strategies and raise your competitive edge in the used vehicle market. Each month, discover which used vehicles are bought and sold in your local area and by whom.

Auto Dealer Assist accesses government data to analyse and display real time, used-vehicle transfer movements in the Victorian market, so dealers can monitor market performance to enhance decision making and make informed purchases at a profitable price.

**CONTENTS**

**How to use Auto dealer assist .....3**

**Using Vehicle Transfer Explorer .....3**

**Vehicle transfer explorer – Map view .....3**

**Searching ..... 4**

**Displaying Table Data .....5**

**Table Page Navigation .....5**

**Exporting Data .....5**

**Standard Graphs.....5**

**Custom Graphs.....6**

## HOW TO USE AUTO DEALER ASSIST

Users must be an **Auto Dealer Assist subscriber** to access the tool. Once you receive your subscription registration via email, you are ready to sign in and find your data.

## LOGIN

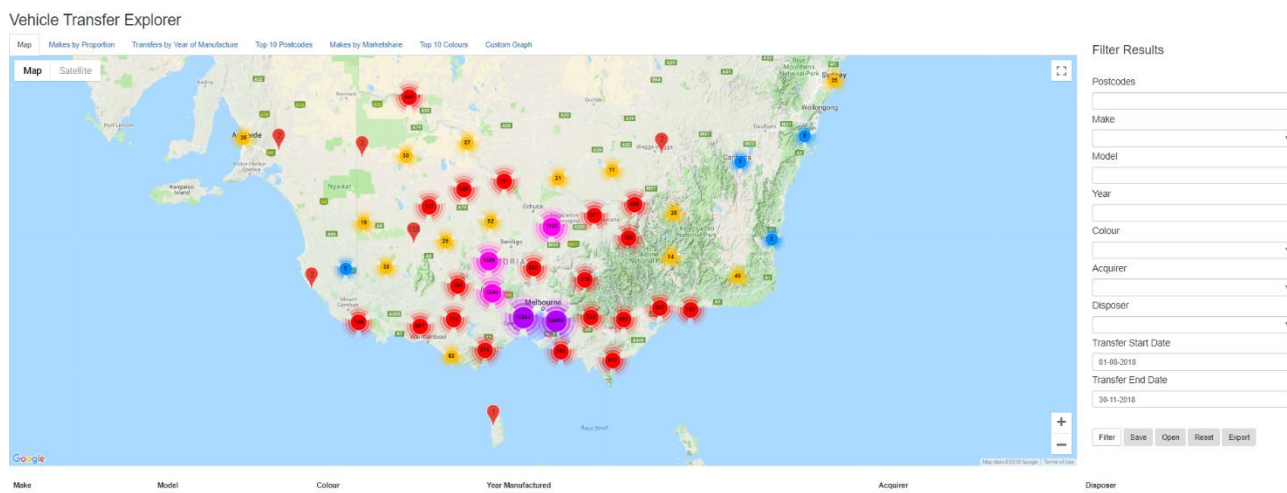
1. Visit: <https://autodealerassist.com.au>
2. Click 'Login' on the homepage menu bar



## USING VEHICLE TRANSFER EXPLORER

Victorian vehicle data is accessed on Vehicle Transfer Explorer tab and data can be viewed as a map, an info-graphic or a table. When first opening the tool, you will see all current used vehicle transfers displayed as a series of colour 'clusters' within Victoria on a map.

## VEHICLE TRANSFER EXPLORER – MAP VIEW

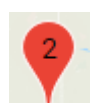


The number of vehicle transfers first appear as different colour clusters, representing a numerical range of transfers occurring within a cluster of nearby postcode areas starting from lowest (blue) to highest (pink).



The actual number of transfers for each postcode colour cluster is displayed as a number in each colour range. For example, in the <100 range of transfers illustrated above in yellow, there were 36 actual transfers occurring within the postcode cluster range during one search.

Zooming into the map, the concentrated colour clusters break down to show each post code pin and the number of transfers occurring within each postcode:



A single post code pin is marked in red, highlighting the number of vehicle transfers for each postcode. Each red post code pin will correspond to the total number of postcodes concentrated in a colour cluster range (visible when zooming further out from specific single postcodes).

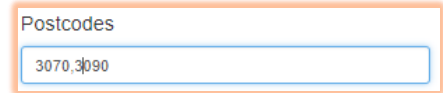
## SEARCHING

### USING FILTERS DURING SEARCHES

Filter fields are used for conducting searches and are located on the right side of the Vehicle transfer explorer.

#### 1.POSTCODE

Type one or more Postcodes, using a comma to separate each value (commas are also used to separate year values).



#### 2.SELECT THE DESIRED NUMBER OF FIELDS

e.g. Vehicle Make, Model, Colour, Year of Manufacturer

**TIP: for the model variant field, entering the first three letters of a model name will allow Auto Dealer Assist to locate the most precise results when searching. For example, instead of typing 'Commodore', enter 'Com'.**

#### 3.ACQUIRER / DISPOSER RESULTS CAN BE FILTERED BY:

- Private → Private
- Dealer → Private
- Private → Dealer
- Dealer → Dealer

#### 4.DATES

Select dates - These based on the online date range, not transfer dates (these dates are unavailable)

### SAVING FILTERS

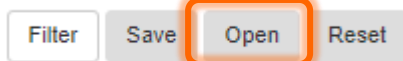
Click the **Save** button under the Filters



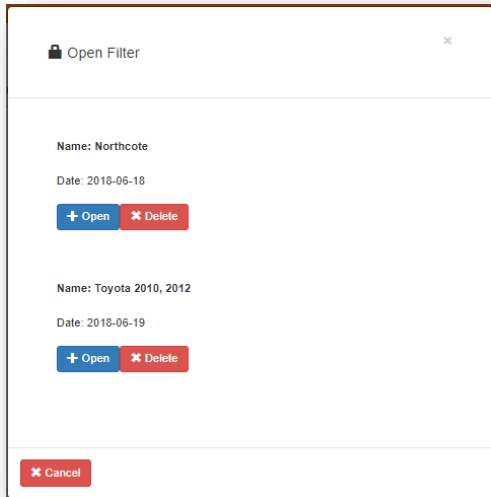
Enter a suitable Filter name and then click 'Save'

### OPENING | DELETING FILTERS

Click the **Open** button under the Filters



Click **Open** against specific Filters to display or delete search filters.



## DISPLAYING TABLE DATA



Click on a specific postcode pin and a data table will appear below the map.

Postcode: 3555

Make	Model	Colour	Year Manufactured	Acquirer	Disposer
Toyota	COROLL	Silver	2010	Private	Dealer
Toyota	LANDCR	White	2012	Private	Private
Toyota	HILUX	Gold	2012	Private	Dealer
Toyota	COROLL	Silver	2010	Private	Private
Toyota	RAV4	Black	2012	Private	Dealer
Toyota	RAV4	Black	2010	Private	Dealer
Toyota	KLUGER	Grey	2010	Private	Dealer
Toyota	RAV4	Black	2010	Dealer	Dealer
Toyota	KLUGER	Grey	2010	Dealer	Private
Toyota	COROLL	White	2012	Dealer	Private

Page 1 of 3

First page Next Last page

## TABLE PAGE NAVIGATION

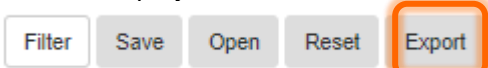
Navigate through the page/s to see post code specific data

Page 2 of 101

First page Previous Next Last page

## EXPORTING DATA

Transfer displayed table data to CSV / Excel format using the export button. Save and name the file.



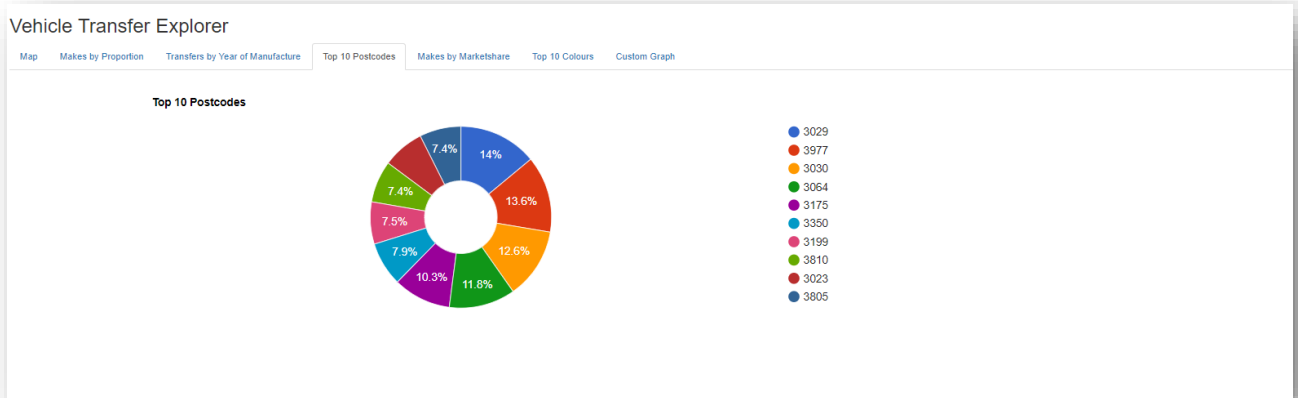
## STANDARD GRAPHS

View your Auto Dealer Assist data as graphs to display:

- makes by proportion
- transfers by year of manufacture
- top 10 postcodes

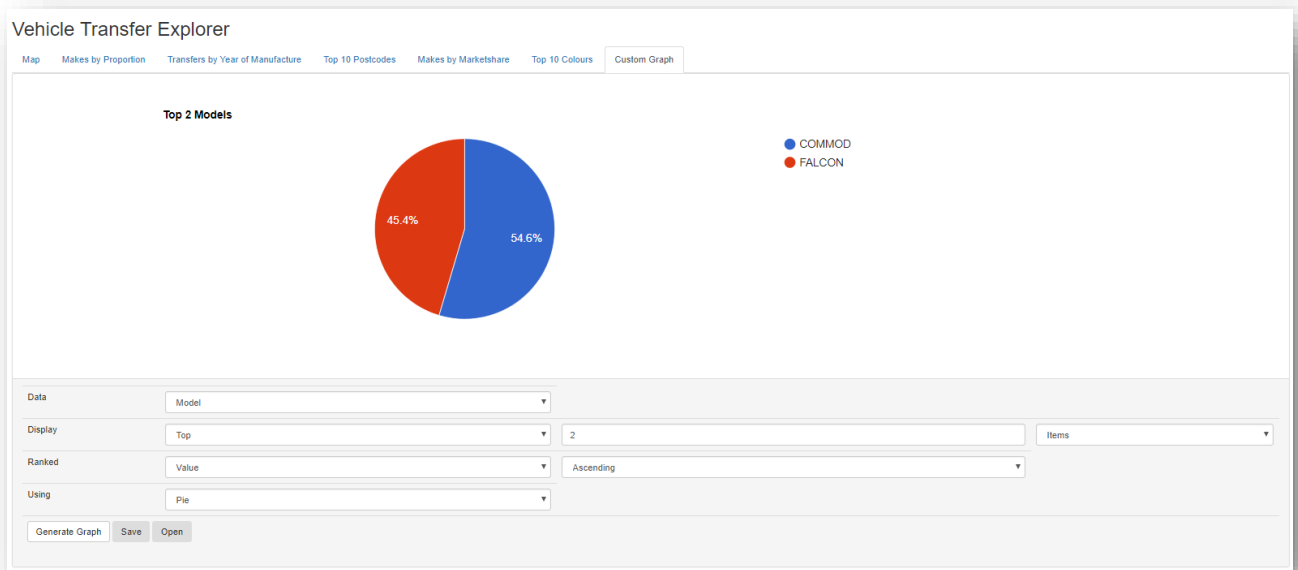
- makes by market share
- top 10 colours

by simply clicking the desired menu tab on Vehicle Transfer Explorer. All standard graphs can be refreshed using the filters.




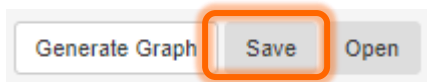
## CUSTOM GRAPHS

Create, save and recall custom graphs using specific filters to suit your business location and data needs.



### SAVING A CUSTOM GRAPH

1  Click the **Save** button on the Custom Graph page



2  Type the Name of Custom Graph

3  Click **Save**

4 To open a custom graph, click the open button